



**CATCHING VALUE: AN
ECONOMIC
ASSESSMENT OF
CONNECTICUT
RECREATIONAL AND
COMMERCIAL SHELLFISH
HARVEST**

Tessa Getchis,
Robert Pomeroy,
Di Yang

OBJECTIVE OF THE STUDY

- As part of the Connecticut Shellfish Initiative, University of Connecticut economists and Sea Grant Extension staff are undertaking the **first** statewide economic assessment of recreational shellfishing.
- The purpose is to place a dollar value on the economic importance of recreational shellfishing in Connecticut.
- Although the focus of the study is on an economic analysis of recreational shellfishing, data will also be collected on commercial shellfishing and inquire about other aspects of municipal management of shellfisheries.

PROCEDURES

The recreational shellfishing study is being undertaken through a four steps process:

1. Survey of municipal shellfish commissions to obtain information on municipal contacts, permits, and permit records.
2. Collect permit data from municipal shellfish commissions on permits sold, type and fee.
3. Survey of recreational shellfish permit vendors and wardens to assess spending by permit holders
4. Survey of recreational shellfishing permit holders on spending

Of the 19 shellfish commissions' active in 2014, it was decided to focus the study on 13 municipalities with recreational shellfishing. This included Branford, Darien, East Lyme, Fairfield, Greenwich, Groton, Guilford, Madison, Norwalk, Stonington, Waterford, Waterford-East Lyme (WELSCO), and Westport.

DATA AVAILABILITY

- ❖ Permit records were collected from 12 Towns.
- ❖ **Still missing the records of Groton.**
- ❖ All records of permit sale and value range from the years 2005 to 2015.
- ❖ The average year of available permit records from the 12 towns is 7.8 years.
- ❖ The longest history of records came from the towns of Stonington, Fairfield, Branford, and Guilford, which all have records from the years 2005 to 2014.
- ❖ The shortest history of records came from the towns of Greenwich, Norwalk, and Madison, which all provided record for five years.
- ❖ The permit records for the years 2011 to 2014 are available for all 12 towns.

THE TOWN OF STONINGTON

average annual permits sale of 84
average annual permit value of \$

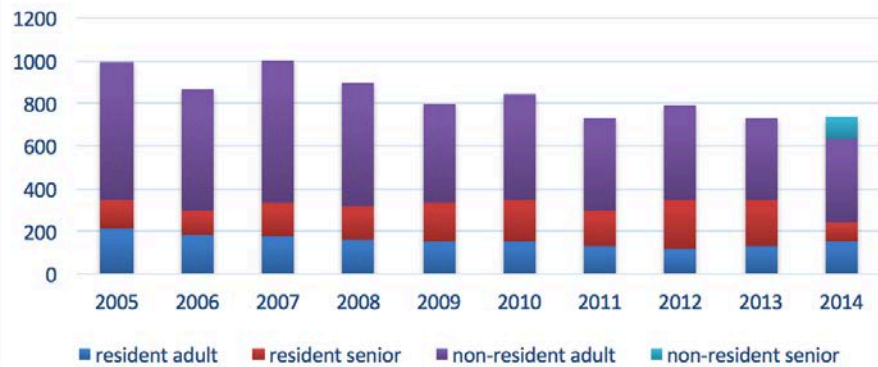
Permits Sale and Value in Stonington



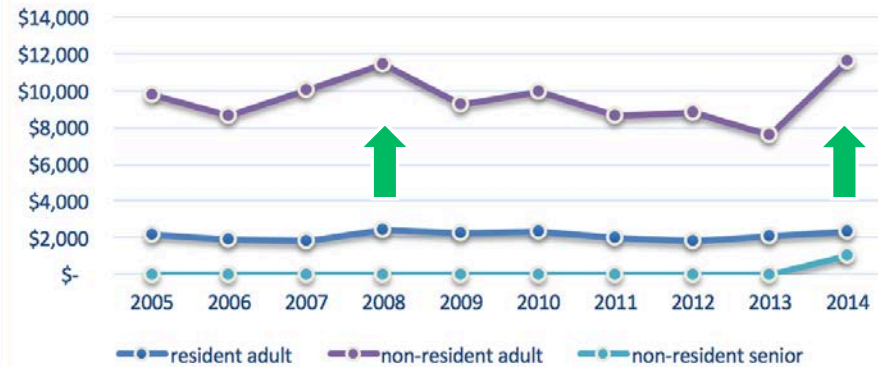
average annual permits sale of 840
 average annual permit value of \$11,750

THE TOWN OF STONINGTON

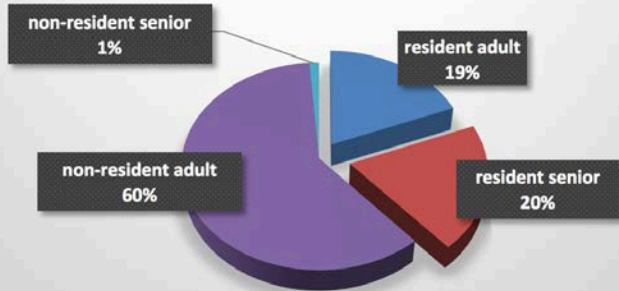
**Total Permits Sale in Stonington
(2005-2014)**



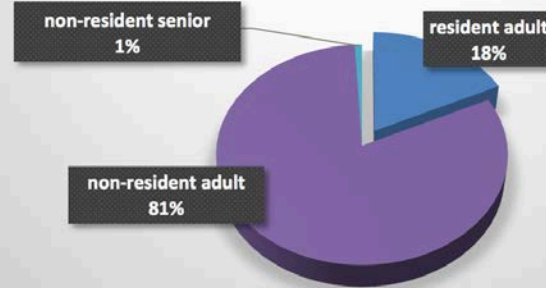
**Total Permits Value in Stonington
(2005-2014)**



**Total Permits Sale in Stonington
(2005-2014)**



**Total Permits Value in Stonington
(2005-2014)**



average annual permits sale of 284
average annual permit value of \$1,684

THE TOWN OF BRANFORD

Permits Sale and Value in Branford



Total number of permits include annual permit for residents (\$5), non-residents (\$10), and day-pass(50).

average annual permits sale of 68
average annual permit value of \$842

THE TOWN OF FAIRFIELD

Permits Sale and Value in Fairfield

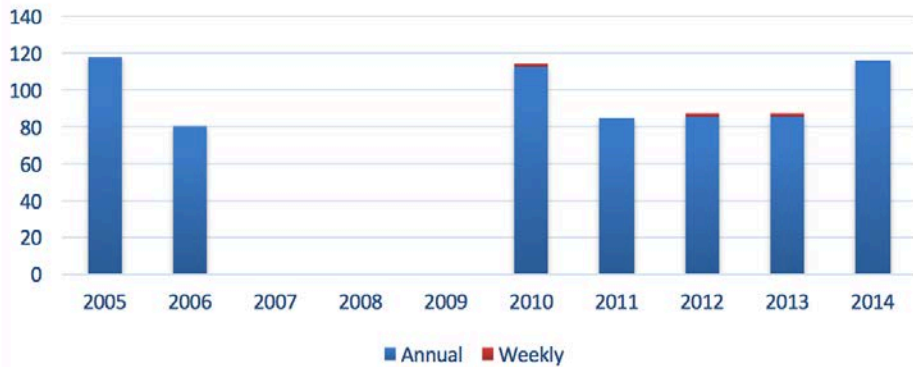


Fairfield experienced recreational shellfishing closures at the year of 2007, 2008, and 2009 due to sewer by-pass from adjoining town, and re-opened at 2010 at reduced permit rate.

average annual permits sale of 68
 average annual permit value of \$842

THE TOWN OF FAIRFIELD

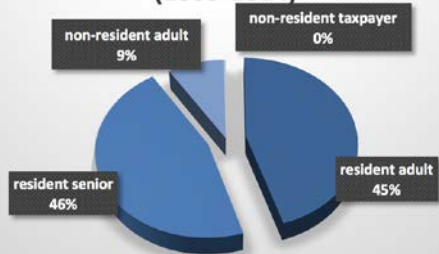
**Total Permits Sale in Fairfield
(2005-2014)**



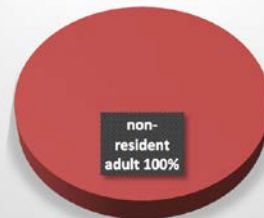
**Total Permits Value in Fairfield
(2005-2014)**



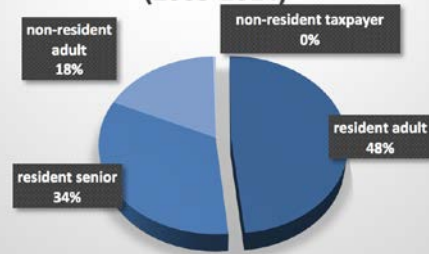
**Annual Permits Sale in Fairfield
(2005-2014)**



**Weekly Permits Sale & Value
in Fairfield (2005-2014)**



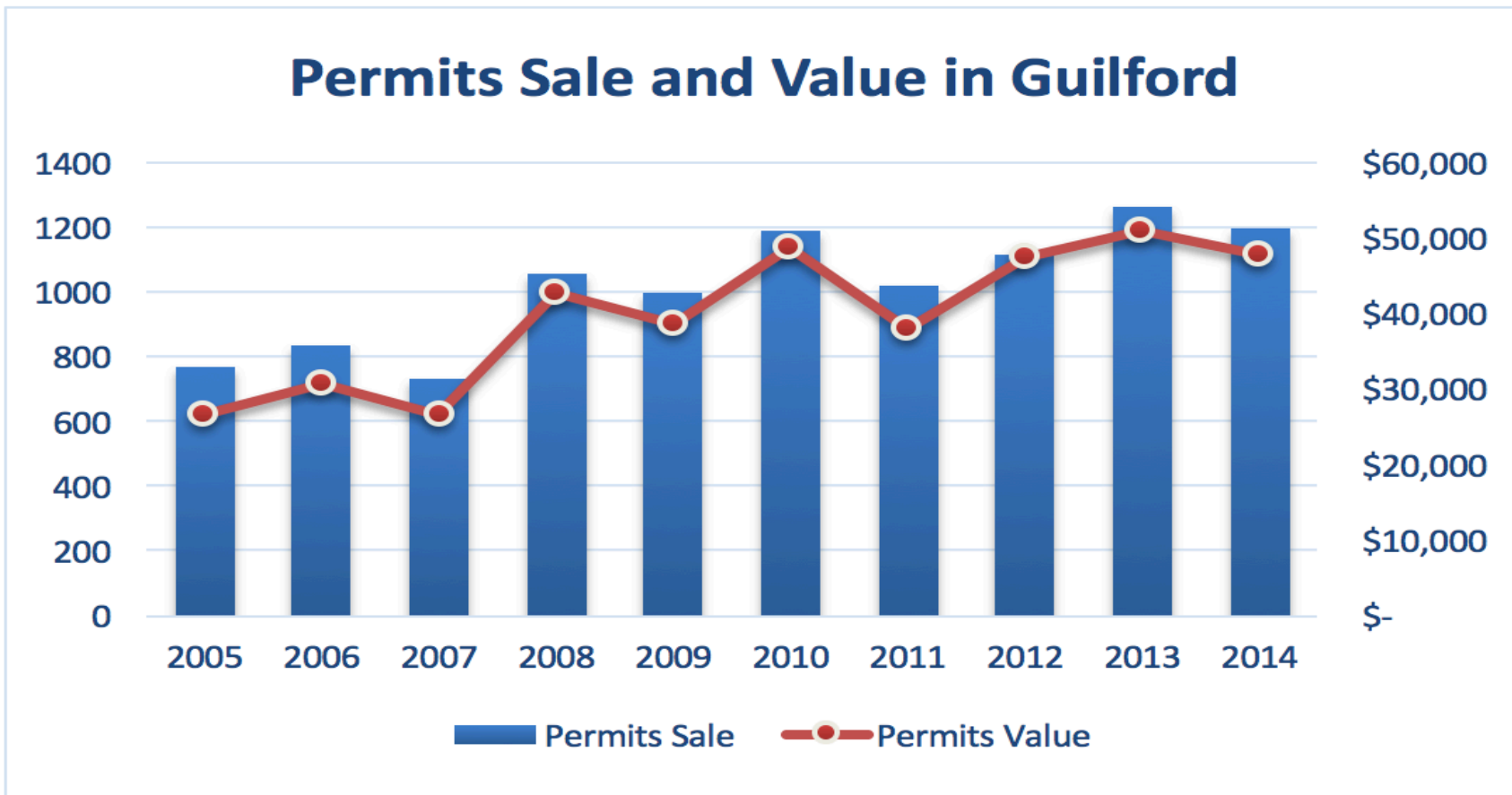
**Annual Permits Value in Fairfield
(2005-2014)**



Fairfield experienced recreational shellfishing closures at the year of 2007, 2008, and 2009 due to sewer by-pass from adjoining town, and re-opened at 2010 at reduced permit rate.

average annual permits sale of 1,015
average annual permit value of \$39,769

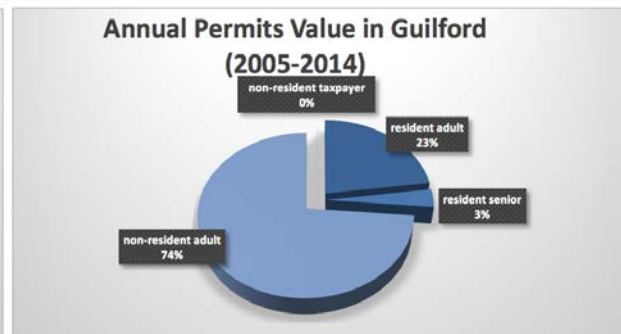
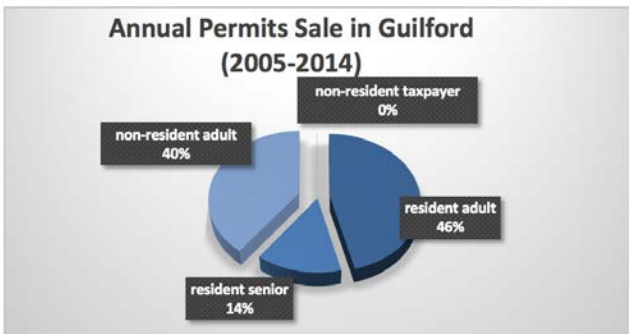
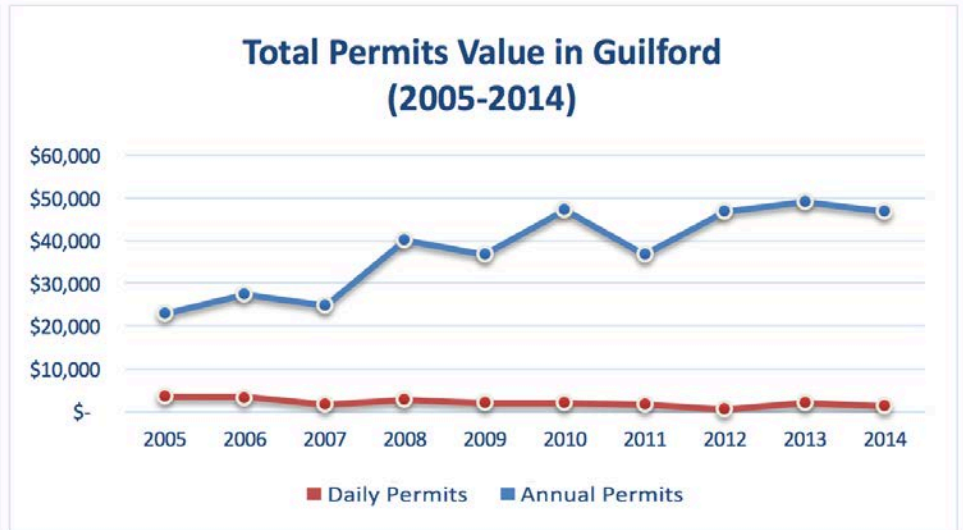
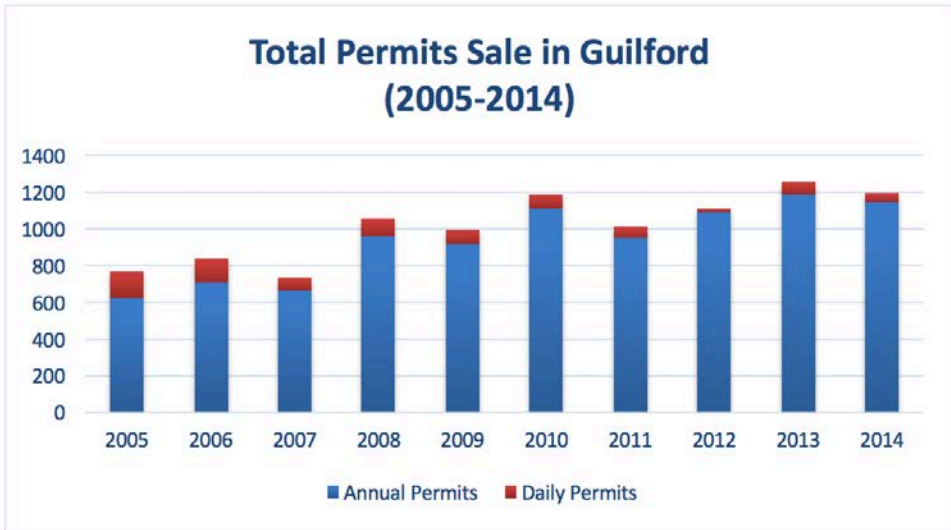
THE TOWN OF GUILFORD



*Only $\frac{3}{4}$ of data in the year 2005 is provided.

average annual permits sale of 1,015
 average annual permit value of \$39,769

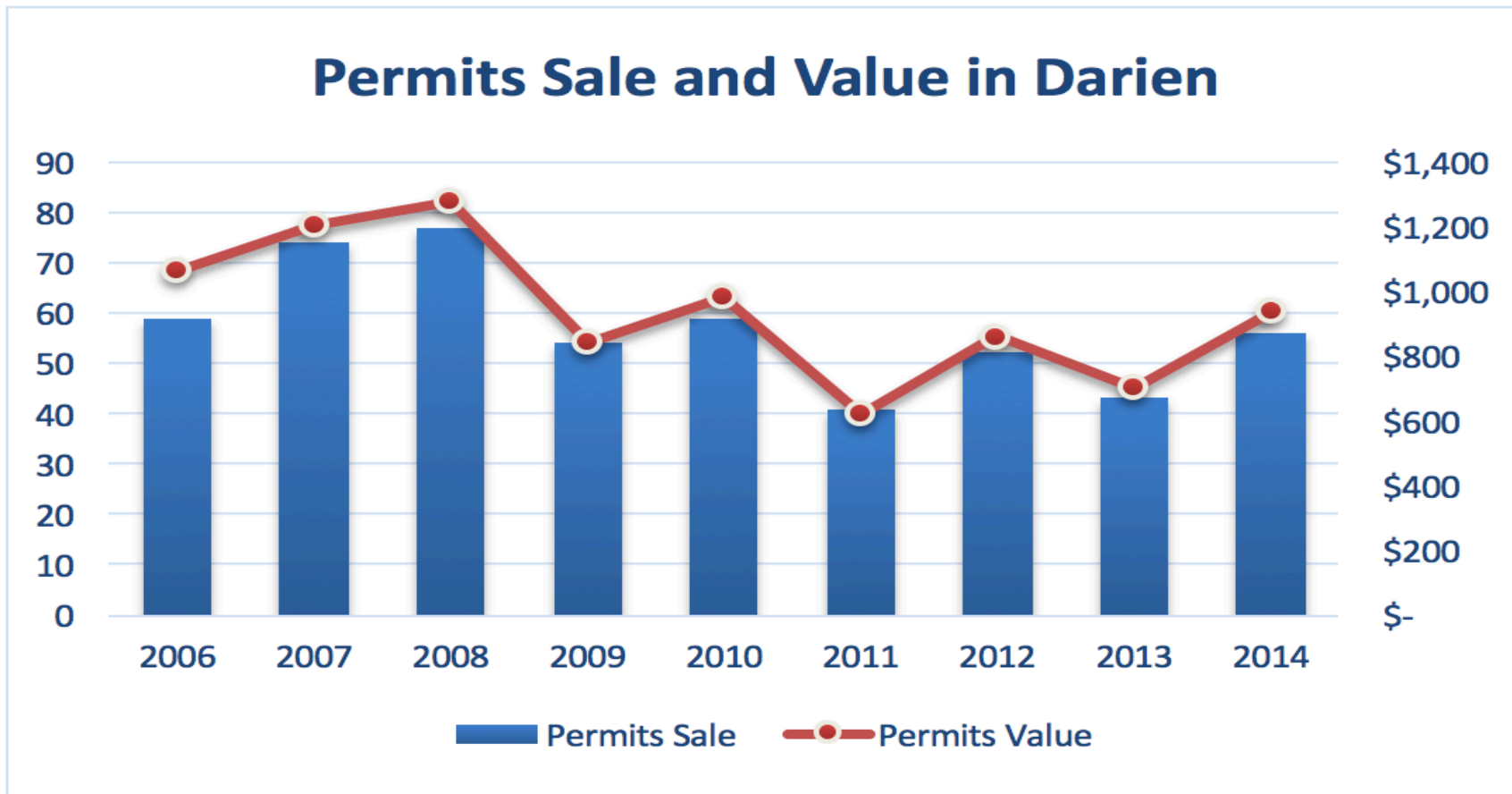
THE TOWN OF GUILFORD



*Only 3/4 of data in the year 2005 is provided.

average annual permits sale of 57
average annual permit value of \$942

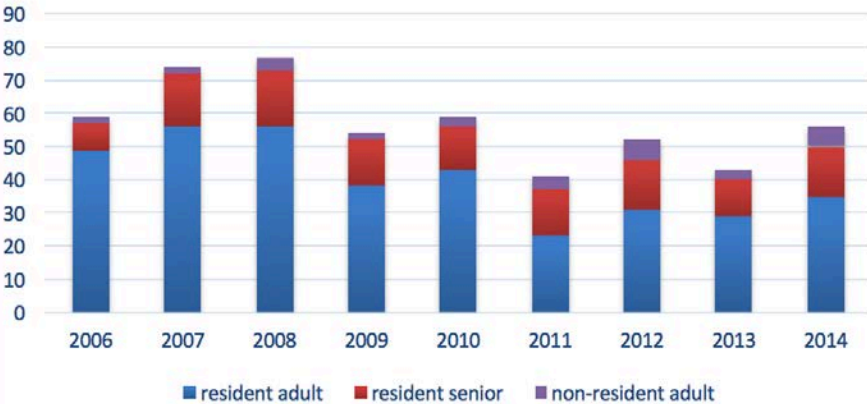
THE TOWN OF DARIEN



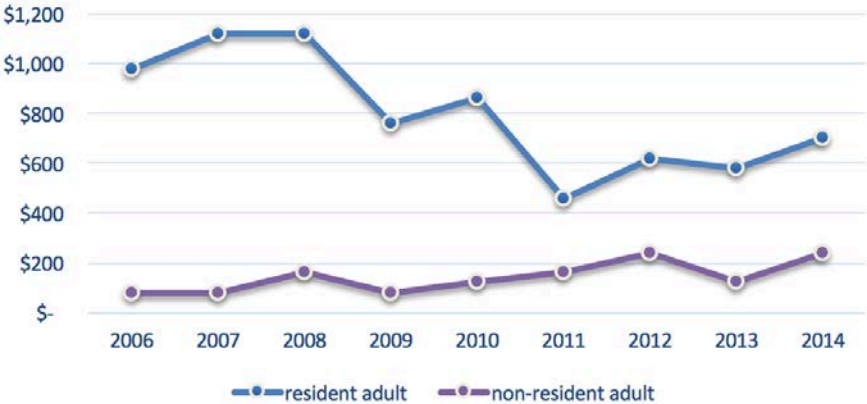
average annual permits sale of 57
 average annual permit value of \$942

THE TOWN OF DARIEN

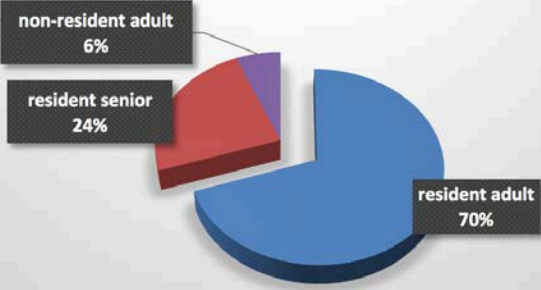
**Total Permits Sale in Darien
(2006-2014)**



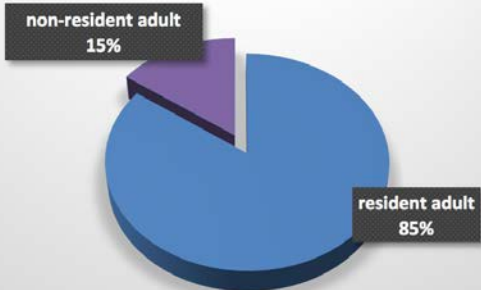
**Total Permits Value in Darien
(2006-2014)**



**Total Permits Sale in Darien
(2006-2014)**

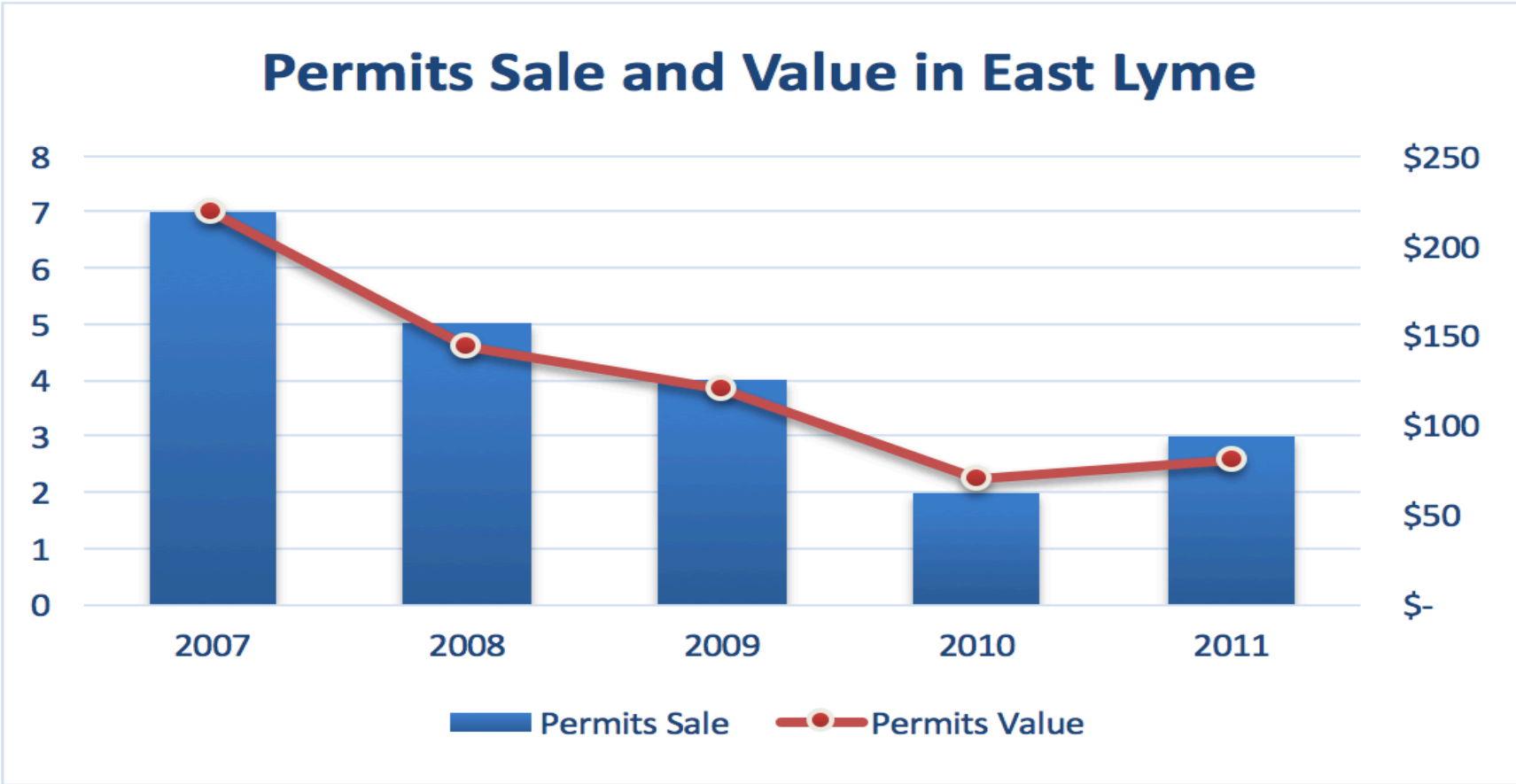


**Total Permits Value in Darien
(2006-2014)**



average annual permits sale of 4
average annual permit value of \$127

THE TOWN OF EAST LYME



WATERFORD EAST LYME SHELLFISH COMMISSION (WELSCO)

average annual permits sale of 533
average annual permit value of \$13,000

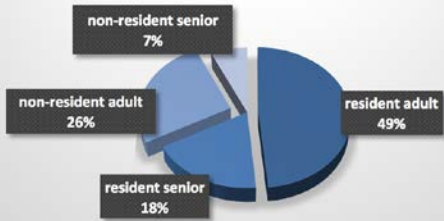
Permits Sale and Value in WELSCO (Niantic River)



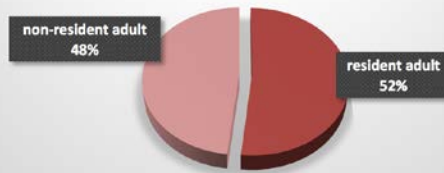
WATERFORD EAST LYME SHELLFISH COMMISSION (WELSCO)

average annual permits sale of 5
average annual permit value of \$

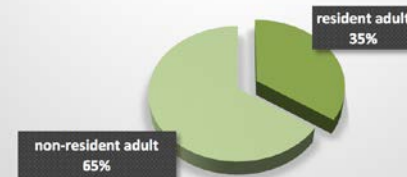
Annual Permits Sale in WELSCO
(2007-2014)



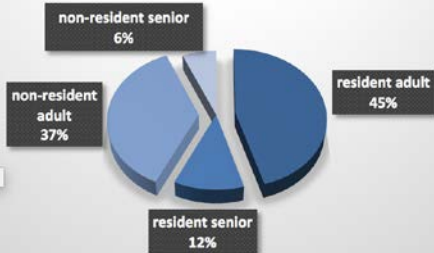
Weekly Permits Sale in WELSCO
(2007-2014)



Daily Permits Sale in WELSCO
(2007-2014)



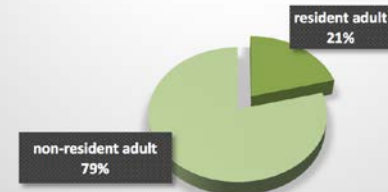
Annual Permits Value in WELSCO
(2007-2014)



Weekly Permits Value in WELSCO
(2007-2014)

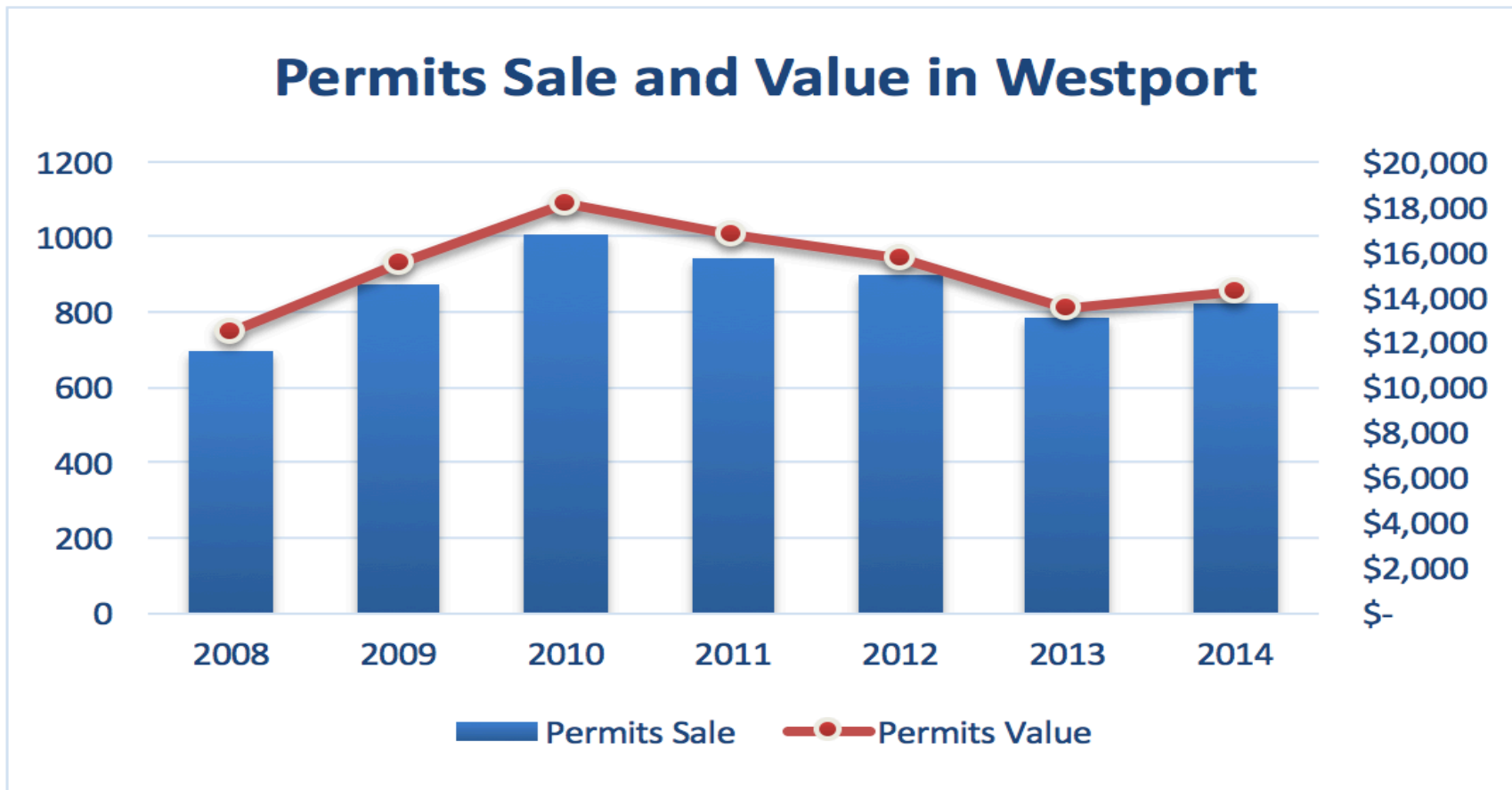


Daily Permits Value in WELSCO
(2007-2014)



average annual permits sale of 861
average annual permit value of \$15,182

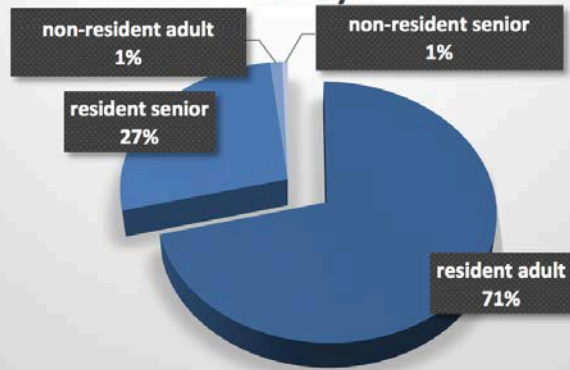
THE TOWN OF WESTPORT



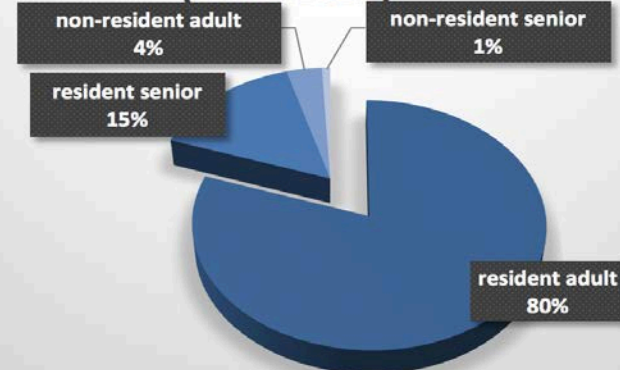
average annual permits sale of 861
average annual permit value of \$15,182

THE TOWN OF WESTPORT

Annual Permits sale in Westport (2008-2014)



Annual Permits Value in Westport (2008-2014)



average annual permits sale of 117
average annual permit value of \$2,321

THE TOWN OF WATERFORD

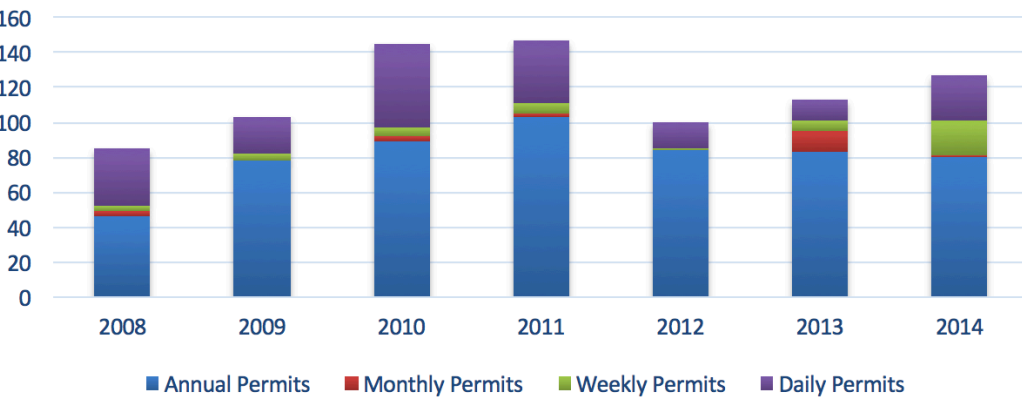
Permits Sale and Value in Waterford



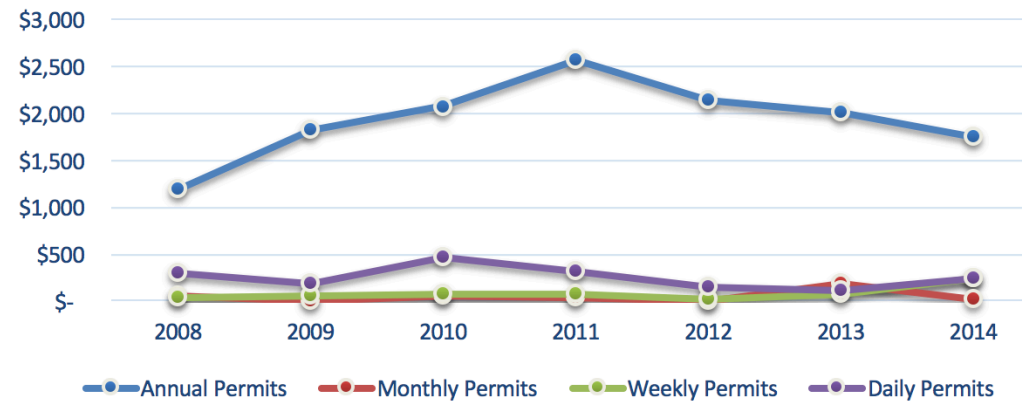
average annual permits sale of 117
 average annual permit value of \$2,321

THE TOWN OF WATERFORD

**Total Permits Sale in Waterford
(2008-2014)**



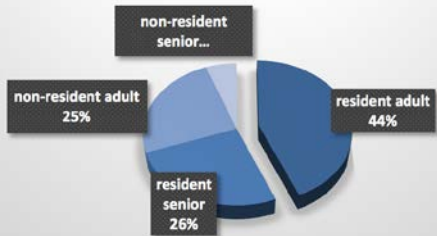
**Total Permits Value in Waterford
(2008-2014)**



average annual permits sale of 117
average annual permit value of \$2,321

THE TOWN OF WATERFORD

Annual Permits Sale in Waterford
(2008-2014)



Monthly Permits Sale in Waterford
(2008-2014)



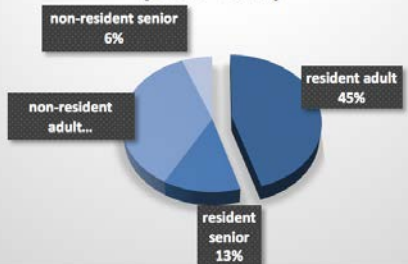
Weekly Permits Sale in Waterford
(2008-2014)



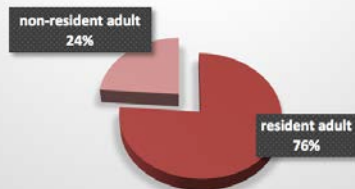
Daily Permits Sale in Waterford
(2008-2014)



Annual Permits Value in Waterford
(2008-2014)



Monthly Permits Value in Waterford
(2008-2014)



Weekly Permits Value in Waterford
(2008-2014)

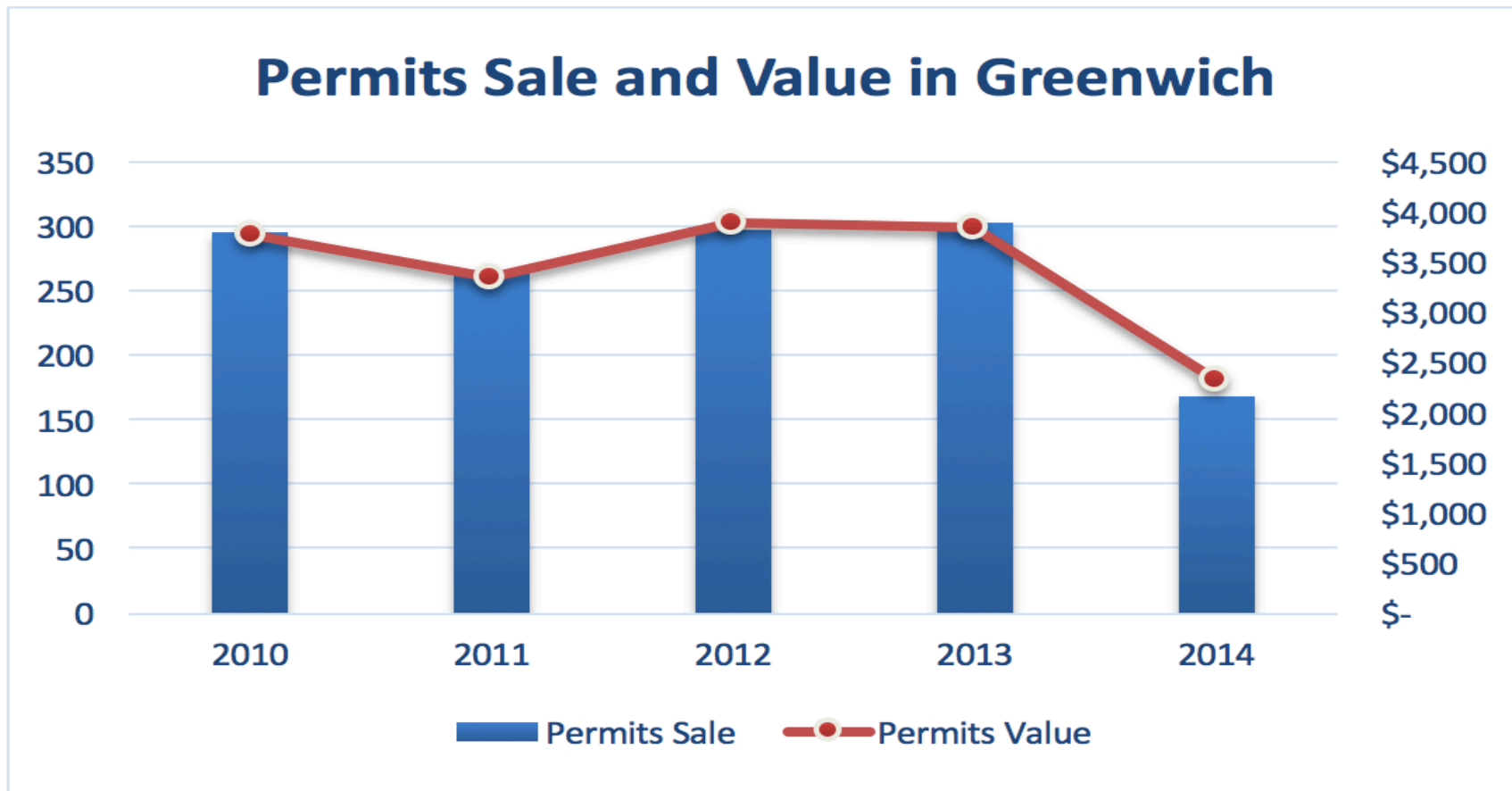


Daily Permits Value in Waterford
(2008-2014)



average annual permits sale of 265
average annual permit value of \$3,436

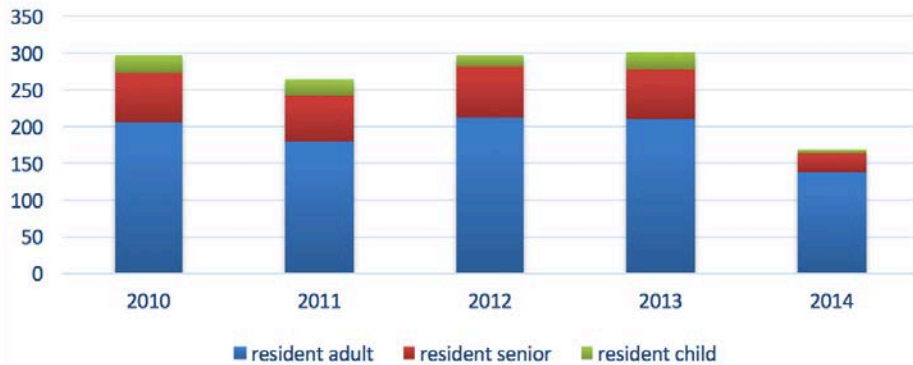
THE TOWN OF GREENWICH



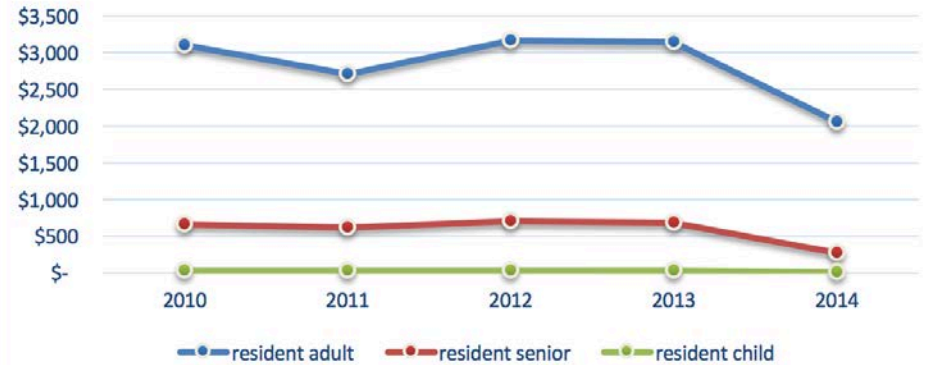
average annual permits sale of 265
 average annual permit value of \$3,436

THE TOWN OF GREENWICH

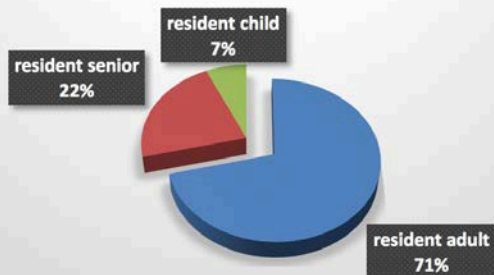
**Total Permits Sale in Greenwich
(2010-2014)**



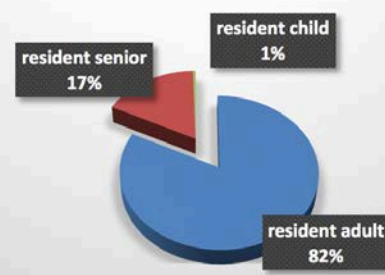
**Total Permits Value in Greenwich
(2010-2014)**



**Total Permits Sale in Greenwich
(2010-2014)**

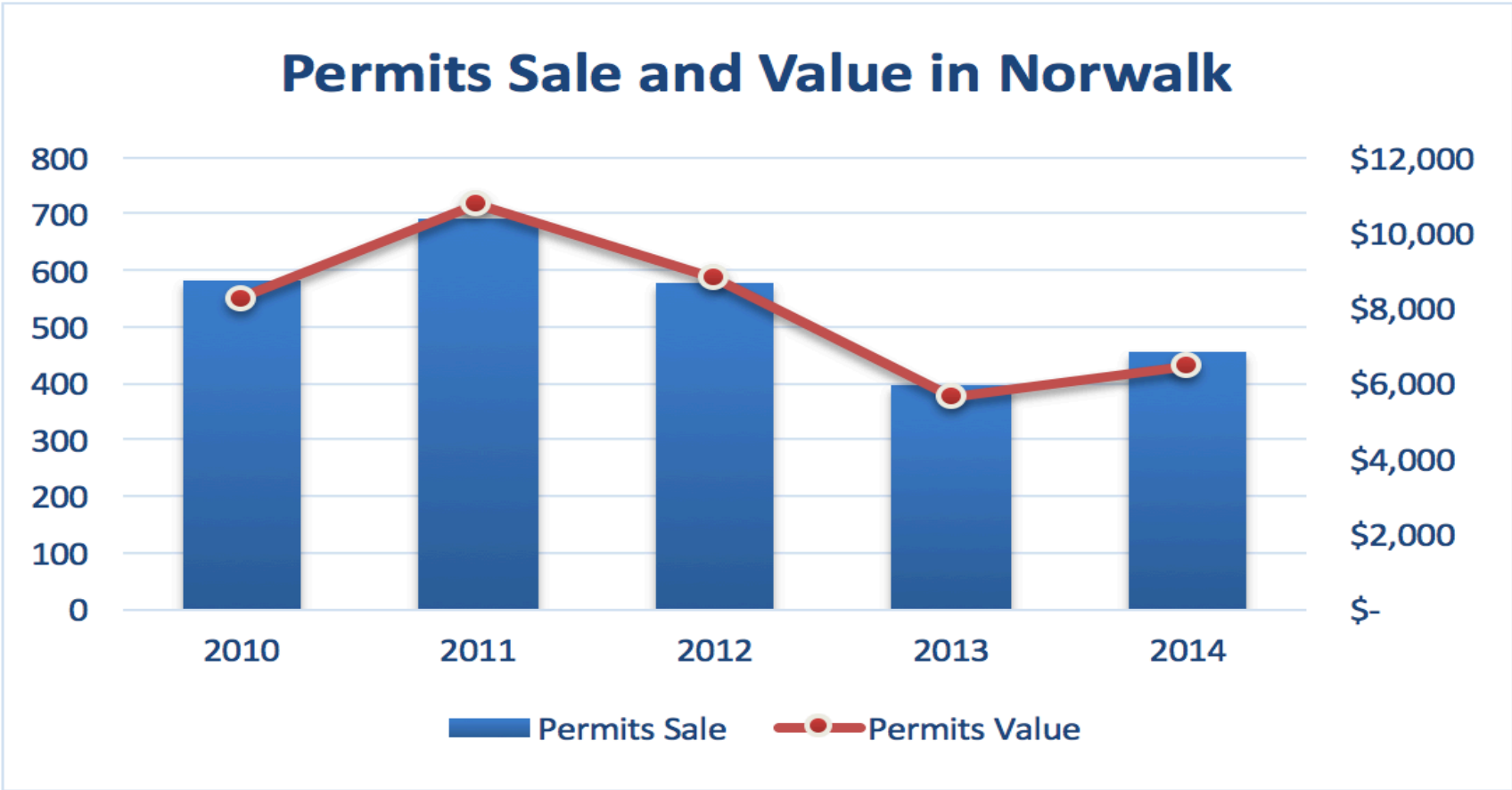


**Total Permits Value in Greenwich
(2010-2014)**



average annual permits sale of 541
average annual permit value of \$7,968

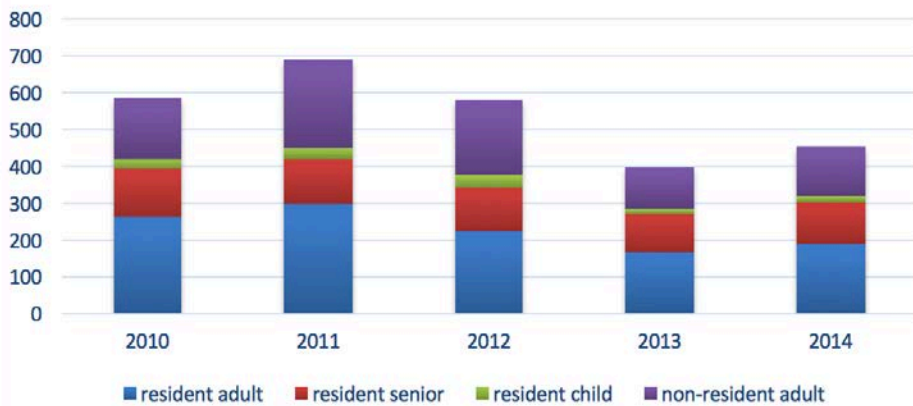
THE TOWN OF NORWALK



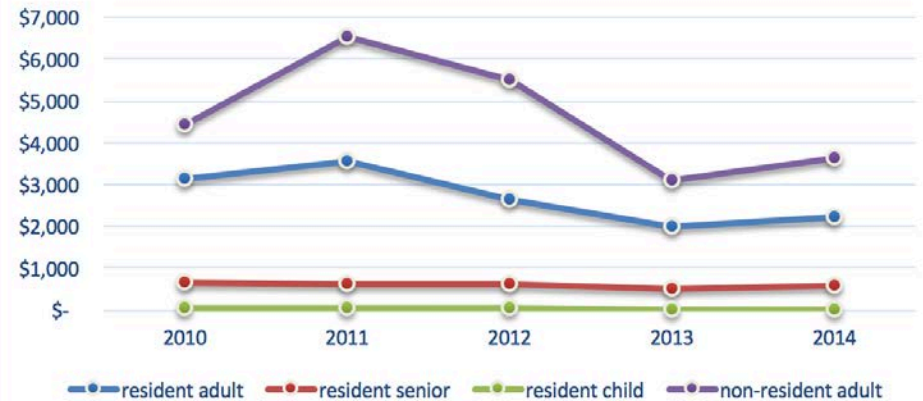
THE TOWN OF NORWALK

average annual permits sale of 541
average annual permit value of \$7,968

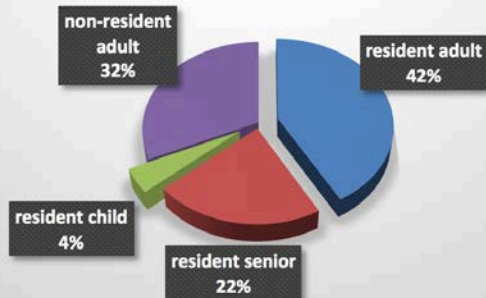
**Total Permits Sale in Norwalk
(2010-2014)**



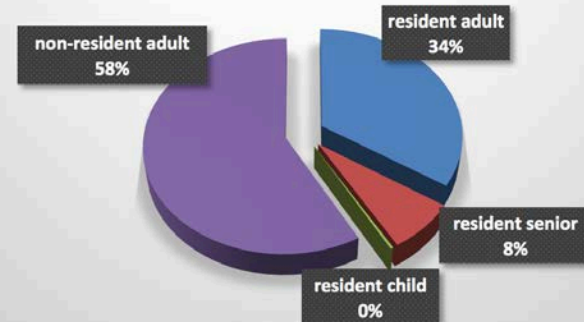
**Total Permits Value in Norwalk
(2010-2014)**



**Total Permits Sale in Norwalk
(2010-2014)**

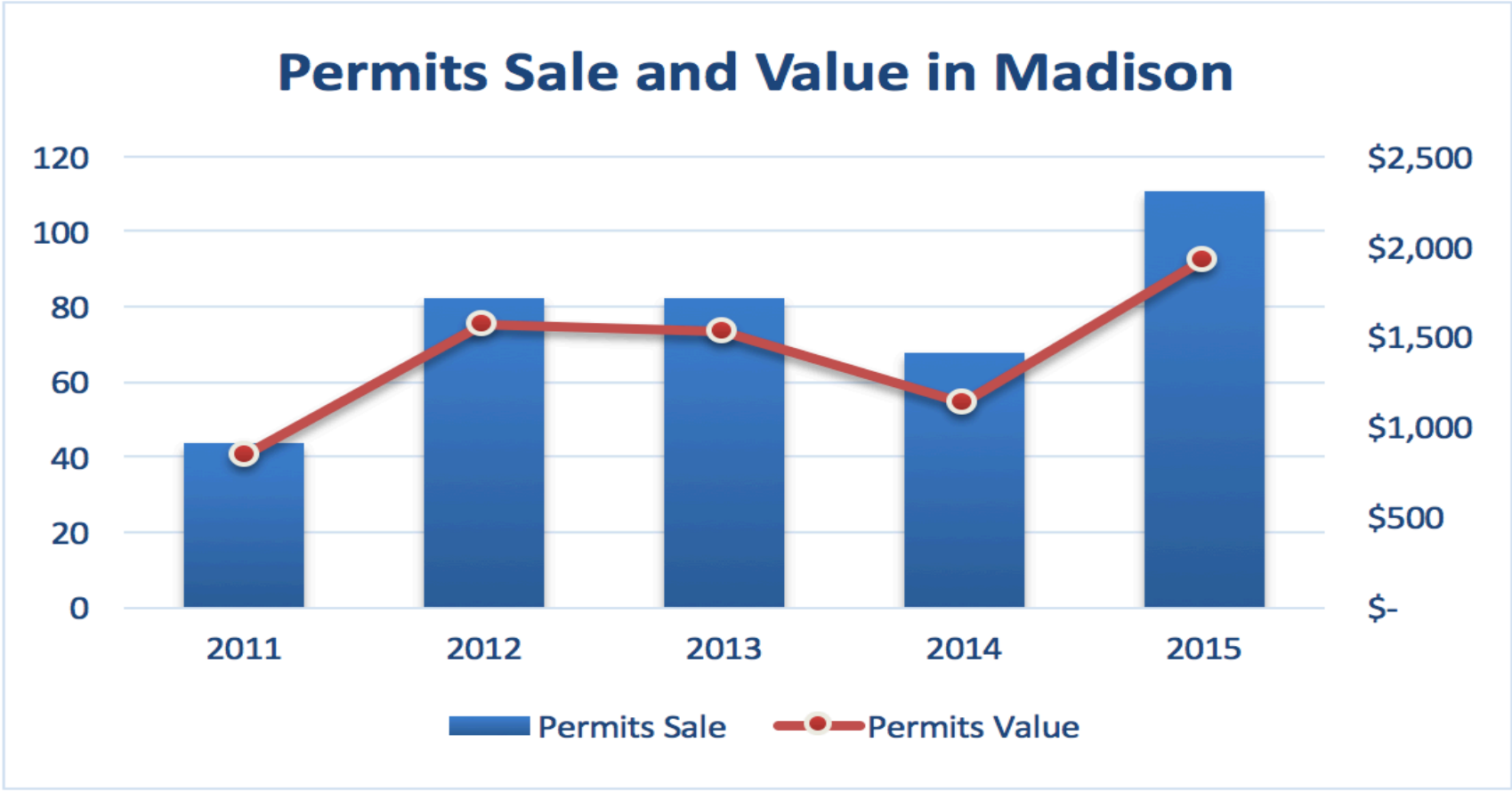


**Total Permits Value in Norwalk
(2010-2014)**



average annual permits sale of 77
average annual permit value of \$1,399

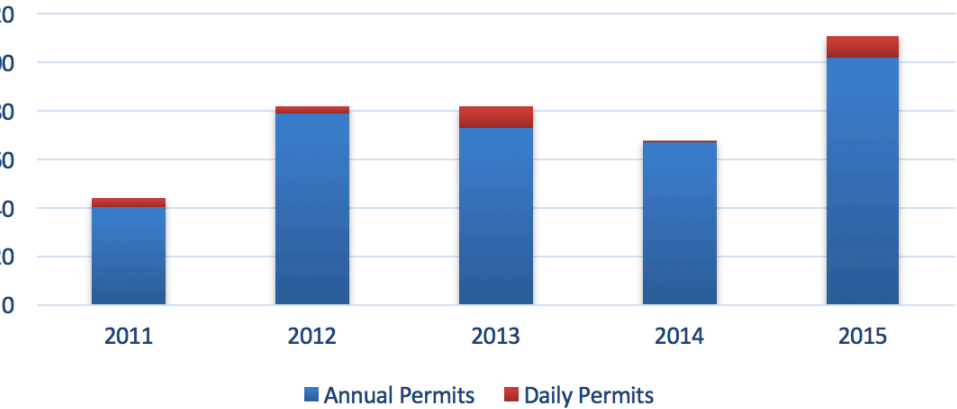
THE TOWN OF MADISON



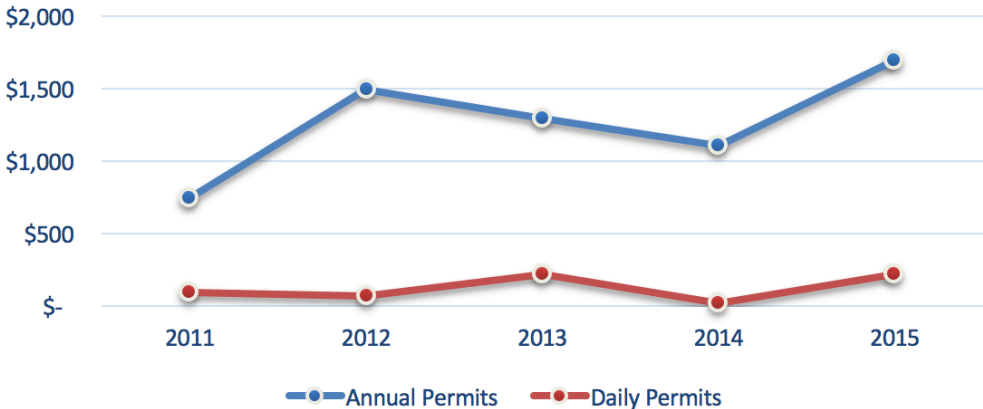
average annual permits sale of 77
average annual permit value of \$1,399

THE TOWN OF MADISON

**Total Permits Sale in Madison
(2011-2015)**



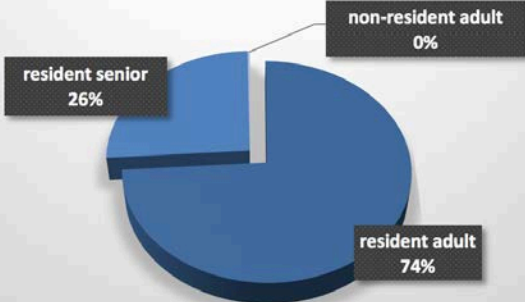
**Total Permits Value in Madison
(2011-2015)**



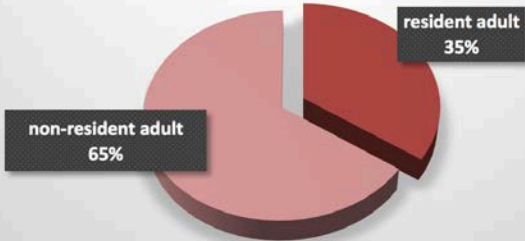
average annual permits sale of 77
average annual permit value of \$1,399

THE TOWN OF MADISON

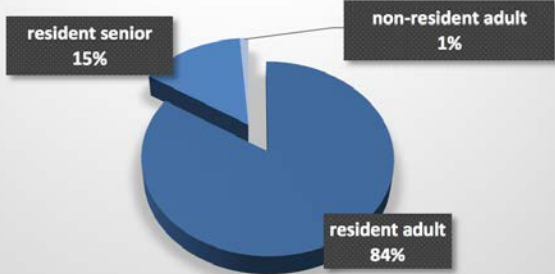
Annual Permits Sale in Madison
(2011-2015)



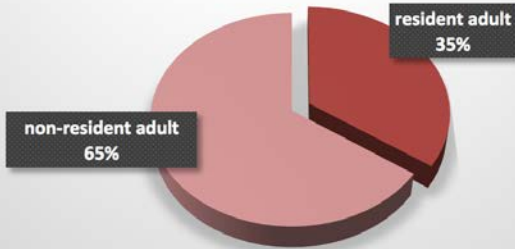
Daily Permits Sale in Madison
(2011-2015)



Annual Permits Value in Madison
(2011-2015)



Daily Permits Value in Madison
(2011-2015)



AGGREGATE SALE AND VALUE FOR 12 TOWNS



WHAT WE DO NEXT

An analysis is planned to estimate the [indirect economic impacts](#) of recreational shellfishing by:

- Survey of recreational shellfish permit vendors and wardens to assess spending by permit holders.
- Survey of recreational shellfishing permit holders on spending.

CONTACTS

Tessa Getchis:

tessa.getchis@uconn.edu

Robert Pomeroy:

robert.pomeroy@uconn.edu

Di Yang:

di.yang@uconn.edu